

Preliminary Data

Study of Crisis Intervention Training Programs

These preliminary data are copyrighted and are subject to change. They are intended to provide vendors feedback, and an ability to compare their programs to others. Please do not copy or disseminate.

For additional information contact

Elisabeth Kane at elisabethjkane@gmail.com or Reece Peterson at rpeterson1@unl.edu.

Research Collaborators

- Elisabeth Kane
University of Nebraska-Lincoln
elisabethjkane@gmail.com
- Reece L. Peterson, Ph.D.
University of Nebraska-Lincoln
rpeterson1@unl.edu
- Joseph M. Ryan, Ph.D.
Clemson University
- Michael Couvillon, Ph.D.
Drake University
- *Brenda Scheuermann, Ph.D.*
Texas State University, San Marcos
- James Hogan
University of Washington

<http://k12engagement.unl.edu/study-crisis-intervention-training-programs>

The Present Study

Questionnaire

- The Couvillon, et al. questionnaire was obtained, expanded and organized into 10 content sections or topics.
- Questions were refined with a mix of both closed and open ended responses.
- When completed it **included 99 questions**
- Options created for electronic (Qualtrics) or hard copy or telephone interview completion.

Training Vendors

- Effort to identify all current training vendors providing training to schools through Internet searches and nominations.
- Only those providing training on restraints were included.
- 32 Initially identified, but 7 were no longer in business
- Of the remaining 25, 6 declined or did not respond, two did not complete the questionnaire.
- **Result was data from 17 vendors- 68% of total.**
- Owner or lead trainer was contacted and asked to complete the questionnaire.
- Once completed the data was sent back to the vendor for verification.

2/15/2016

Copyright 2016. Elisabeth Kane, Reece L. Peterson and others.

3

| 17 Crisis Intervention Training Programs | Organization Name | Website |
|---|---|-----------------------------------|
| Calm Every Storm, Crisis Intervention Training | Crisis Consultant Group, LLC. | crisisconsultantgroup.com |
| Management of Aggressive Behavior (MOAB) | MOAB Training International, Inc. | moabtraining.com |
| Nonviolent Crisis Intervention® Program | Crisis Prevention Institute | crisisprevention.com |
| Oregon Intervention System (OIS) | Alternative Service, Inc. - Oregon | ois.asioregon.org |
| PMT | PMT Associates, Inc. | pmtassociates.net |
| Pro-ACT® | Pro-ACT, Inc. | proacttraining.com |
| Professional Crisis Management | Professional Crisis Management Association | pcma.com |
| Response | Response Training Program LLC | responsetrainings.com |
| Right Response | Service Alternatives Training Institute | rightresponse.org |
| Safe and Positive Approaches® | Devereux | devereux.org |
| Safe Crisis Management | JKM Training Incorporated | jkmtraining.com |
| Safe Prevention Principle and Techniques | JIREH Training and Consulting LLC | jirehtraining.com |
| Safety-Care | QBS, Inc. | qbscompanies.com |
| Satori Alternatives to Managing Aggression (SAMA) | Satori Learning Designs, Inc. | satorilearning.com |
| The Mandt System | The Mandt System, Inc. | mandtssystem.com |
| Therapeutic Aggression Control Techniques (TACT2) | SBP Consulting, Inc. | tact2.com |
| Therapeutic Crisis Intervention (TCI) | Residential Child Care Project, Cornell Univ. | rccp.cornell.edu/tcimainpage.html |

2/15/2016

Copyright 2016. Elisabeth Kane, Reece L. Peterson and others.

4

Training content by 8 global components*

Respondents were asked for % of training allocated to each

- General information and definitions
- Dangers and Risks
- Crisis De-escalation procedures
- Restraint procedures
- Procedures for monitoring
- Debriefing and follow up
- Seclusion
- Other topic areas

* Interpretations may vary based on differing terminology or understandings; use only for gross comparisons

2/15/2016

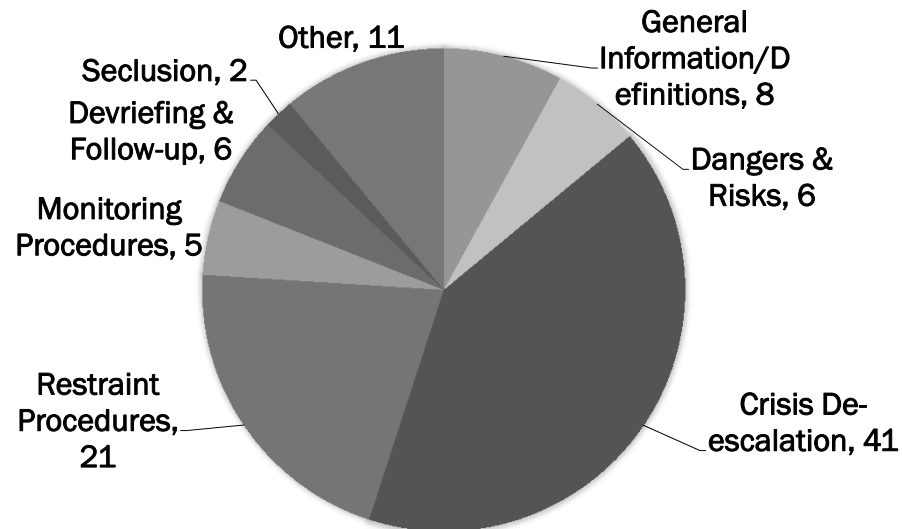
Copyright 2016. Elisabeth Kane, Reece L. Peterson and others.

5

Allocation of resources across general topics

| Training Program Name | Total Basic Training Time | General Information/Definitions % | Dangers & Risks % | Crisis De-escalation % | Restraint Procedures % | Monitoring Procedures % | Debriefing & Follow-up % | Seclusion % | Other % | Total % |
|---|---------------------------|-----------------------------------|-------------------|------------------------|------------------------|-------------------------|--------------------------|-------------|---------|---------|
| Calm Every Storm | 16 hrs | 5 | 5 | 55 | 15 | 5 | 5 | 5 | 5 | 100 |
| MOAB | 6-8 hrs | 20 | 15 | 20 | 20 | 10 | 5 | 5 | 5 | 100 |
| Nonviolent Crisis Intervention® program | 14 hrs | 20 | 5 | 35 | 25 | 5 | 10 | 0 | 0 | 100 |
| OIS | 12 hrs | 15 | 10 | 25 | 15 | 2 | 2 | 2 | 29 | 100 |
| PMT | 8 hrs | 15 | 10 | 40 | 20 | 5 | 5 | 5 | 0 | 100 |
| Pro-ACT® | 20 hrs | 5 | 4 | 60 | 8 | 7.5 | 7.5 | 3 | 5 | 100 |
| Professional Crisis Management | 14 hrs | 10 | 5 | 30 | 50 | 0 | 5 | 0 | 0 | 100 |
| Response | 12 hrs | 4 | 6 | 58 | 12 | 4 | 4 | 0 | 12 | 100 |
| RIGHT RESPONSE | 5-14 hrs | 2 | 2 | 31 | 30 | 5 | 5 | 0 | 25 | 100 |
| Safe & Positive Approaches® | 14 hrs | 5 | 7 | 34 | 18 | 3.5 | 3.5 | 0 | 29 | 100 |
| Safe Crisis Management | 18 hrs | 5 | 5 | 45 | 30 | 5 | 10 | 0 | 0 | 100 |
| Safe Prevention Principles and Techniques | 16-20 hrs | 10 | 12 | 38 | 15 | 5 | 15 | 5 | 0 | 100 |
| Safety-Care | 12 hrs | 5 | 5 | 25 | 20 | 5 | 5 | 0 | 35 | 100 |
| SAMA | 16 hrs | 1 | 2 | 40 | 20 | 1 | 1 | 0 | 35 | 100 |
| The Mandt System® | 19 hrs | 7 | 8 | 58 | 12 | 7 | 7 | 1 | 0 | 100 |
| TACT2 | 18-20 hrs | 10 | 2.5 | 50 | 30 | 2.5 | 2.5 | 2.5 | 0 | 100 |
| TCI | 28-32 hrs | 5 | 5 | 50 | 25 | 5 | 10 | 0 | 0 | 100 |

Average Allocation Across Training Programs



2/15/2016

Copyright 2016. Elisabeth Kane, Reece L. Peterson and others.

7

Pie charts of all of the vendor training programs are provided to illustrate variations in time allocations across all eight topics. We pick a few as examples in discussing content topics.

Selected topics to discuss today:

- Seclusion and Other
- Crisis De-escalation procedures
- Restraint procedures
- Monitoring procedures
- De-briefing procedures

2/15/2016

Copyright 2016. Elisabeth Kane, Reece L. Peterson and others.

8

Seclusion

- Most training programs don't include components on seclusion
 - Only 8 discuss & 4 train
- When included in basic training, no program spent more than 5% of overall time on seclusion; range 1-5%
- When comparing allocations of time this may explain some variation.



2/15/2016

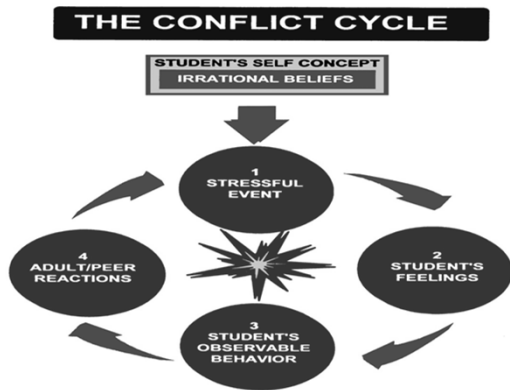
Copyright 2016, Elisabeth Kane, Reece L. Peterson and others.

“Other” Topics

- Component interpretations vary
- Account for unique training aspects
- Many adaptations, extensions, or combinations of other components
- **Topics included:** *protection techniques, incident prevention, mental health, trauma, relationships, leverage, and deflection and release techniques, etc.*

9

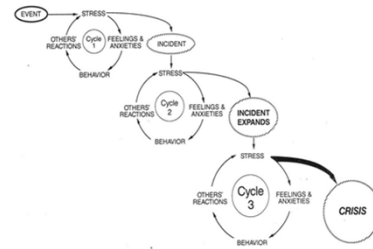
Crisis De-escalation Procedures



2/15/2016

Copyright 2016, Elisabeth Kane, Reece L. Peterson and others.

Figure 2.2 Unbroken, the Conflict Cycle Spirals into Crisis



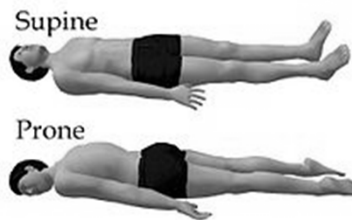
Wood and Long p. 10

- On average, biggest emphasis across programs
- 2/3 of the programs spend the most time on crisis de-escalation
 - Recognize signs of agitation
 - Identify and manage antecedents
 - Assess contributing factors

10

Types of Restraint Procedures

- Due to heightened risk, it takes a certain amount of time to teach physical holds adequately
- Programs moving towards using “holds” versus “restraint” for political correctness
- Programs coin terms and have special names for holds, spend time teaching this terminology
- Some populations may need more focus on restraint
- Many programs have moved away from prone (face down) or supine (face up) holds



2/15/2016

Copyright 2016. Elisabeth Kane, Reece L. Peterson and others.

11

Restraint Procedures Taught

| Training Program Name | Types of Restraints (#) | Physical Escorts | Basket Hold Restraint | Prone Floor Restraint | Supine Floor Restraint |
|---|-------------------------|------------------|-----------------------|-----------------------|------------------------|
| Calm Every Storm | 3 | Yes | No | No | No |
| MOAB | 20 | Yes | Yes | Yes | Yes |
| Nonviolent Crisis Intervention® program | 8 | Yes | No | No | No |
| OIS | 2 | Yes | No | No | No |
| PMT | 10 | Yes | Yes | No | Yes |
| Pro-ACT® | 5 | Yes | No | Yes | Yes |
| Professional Crisis Management | 25 | Yes | No | Yes | Yes |
| Response | 2 | No | No | No | No |
| RIGHT RESPONSE | 27 | Yes | No | Yes | No |
| Safe & Positive Approaches® | 12 | Yes | No | No | Yes |
| Safe Crisis Management | 15 | Yes | No | Yes | Yes |
| Safe Prevention Principles and Techniques | 8 | Yes | No | Yes | — |
| Safety-Care | 7 | Yes | No | Yes | Yes |
| SAMA | 6 | Yes | Yes | No | No |
| The Mandt System | 4 | Yes | No | No | No |
| TACT2 | 4 | Yes | Yes | No | Yes |
| Therapeutic Crisis Intervention | 5 | No | No | Yes | Yes |

2/15/2016

Copyright 2016. Elisabeth Kane, Reece L. Peterson and others.

12

Training Related to Restraint Procedures

- The % of overall time allocated to training on holds ranged from 8% to 50%
- Most programs dedicate between 12% -25% of their time to restraint procedures; the mean was 21%
- The number of different types of holds trained ranged from 2 to 27
- Specific Types of holds:
 - 4 of the 17 programs trained basket holds, 23.5%
 - 8 of the 17 programs trained prone restraints, 47%
 - 9 of the 17 programs trained supine holds, 53%

2/15/2016

Copyright 2016. Elisabeth Kane, Reece L. Peterson and others.

13

Monitoring

- All teach techniques for monitoring a student's physical and emotional state
- All instruct how to identify signs of physical distress.
- Crucial to actively monitor the breathing rates of students placed in a restraint
- 14 programs actively teach participants to monitor breathing rate
- On average, relatively less time is spent on monitoring

2/15/2016

Copyright 2016. Elisabeth Kane, Reece L. Peterson and others.

14

De-Briefing



- **Physical restraint procedures can result in emotional distress for all involved**
- **Majority of the programs teach participants how to debrief or follow up**
- **May include: assessing emotional state, problem solving, & documentation**

2/15/2016

Copyright 2016, Elisabeth Kane, Reece L. Peterson and others.

15

Certification/lengths of training

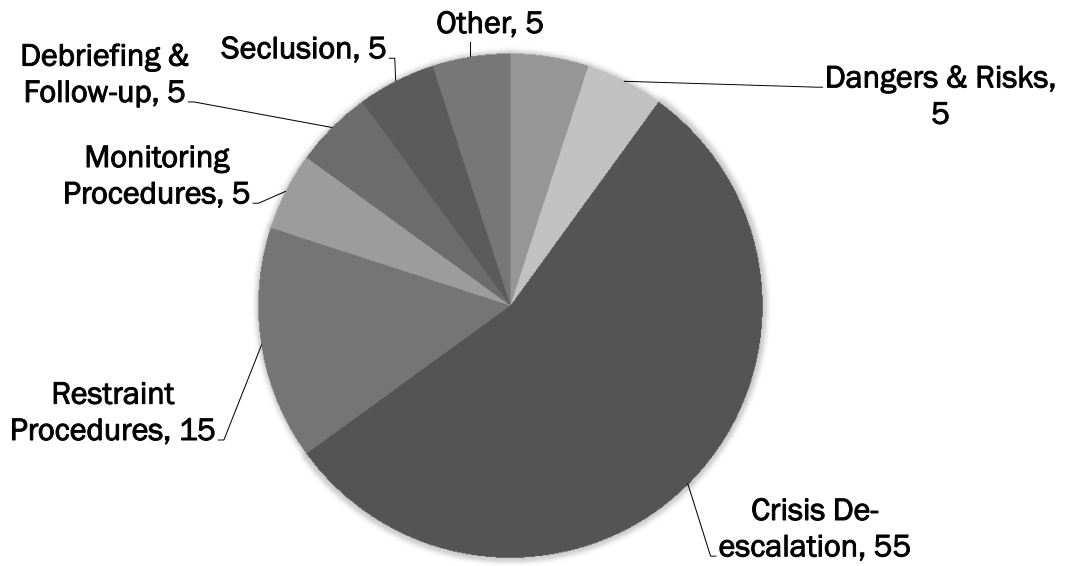
- All certify
- Certification takes on 18 hours on average for basic training ; range = 12 - 28
- Re-certification or annual update; on average 7 hours; range = 3 - 20 hours
- Training of trainer; varied requirements
 - *Related experience*
 - *Career in related field*
 - *Related degree, etc.*

2/15/2016

Copyright 2016, Elisabeth Kane, Reece L. Peterson and others.

16

Calm Every Storm

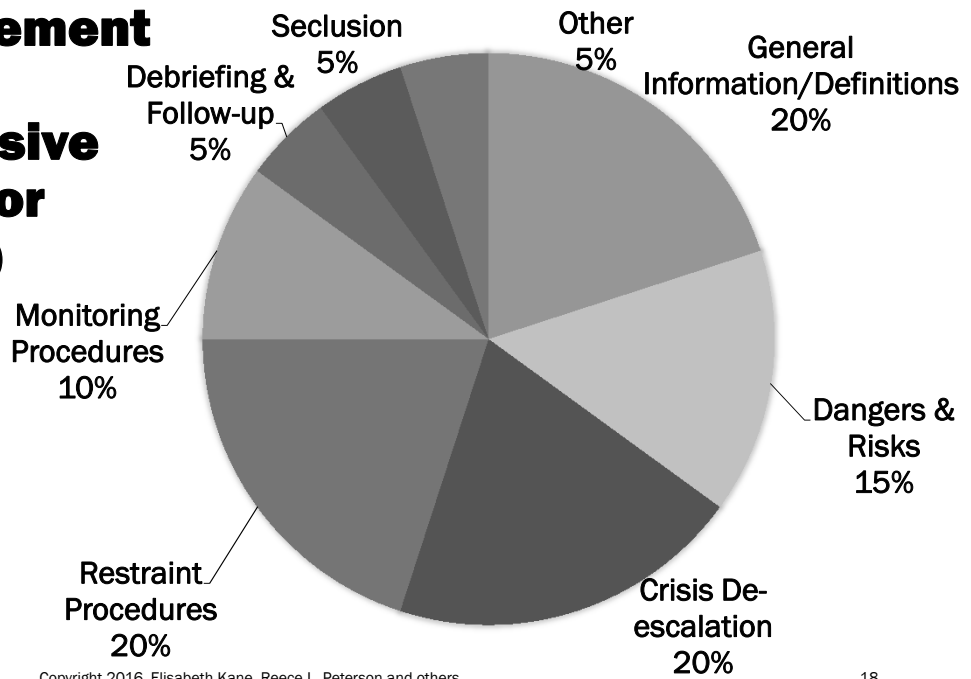


2/15/2016

Copyright 2016. Elisabeth Kane, Reece L. Peterson and others.

17

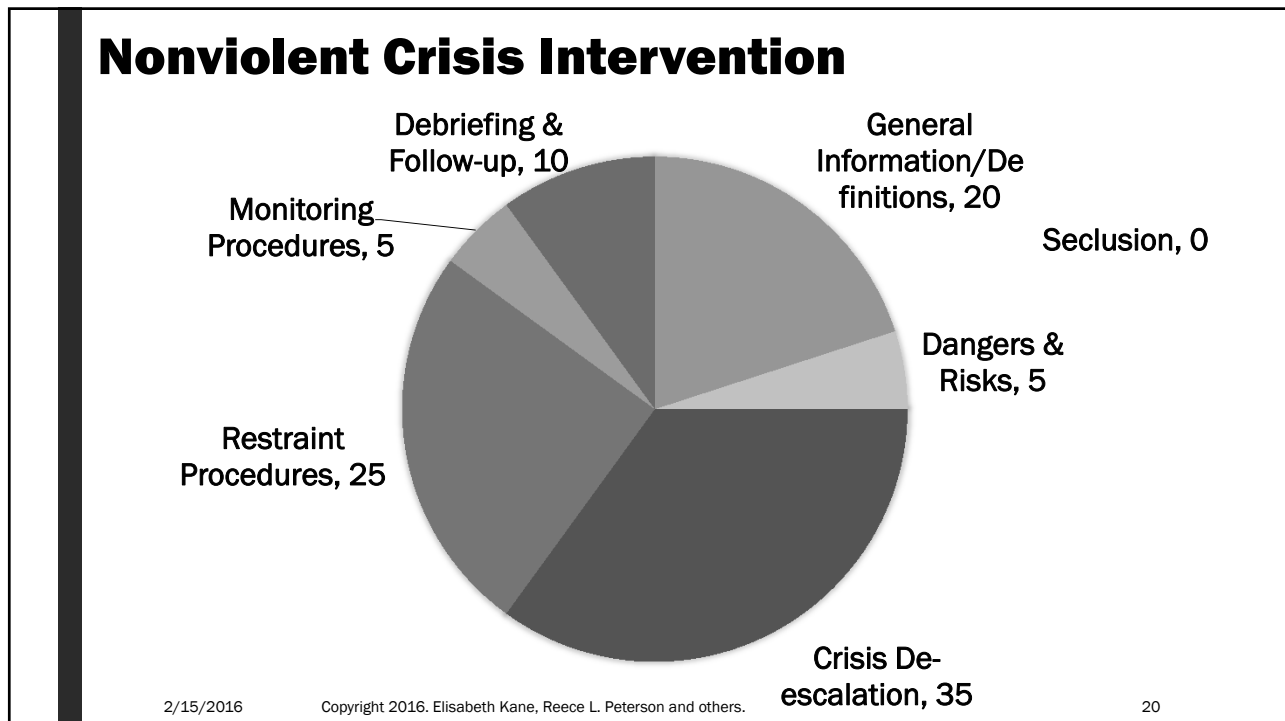
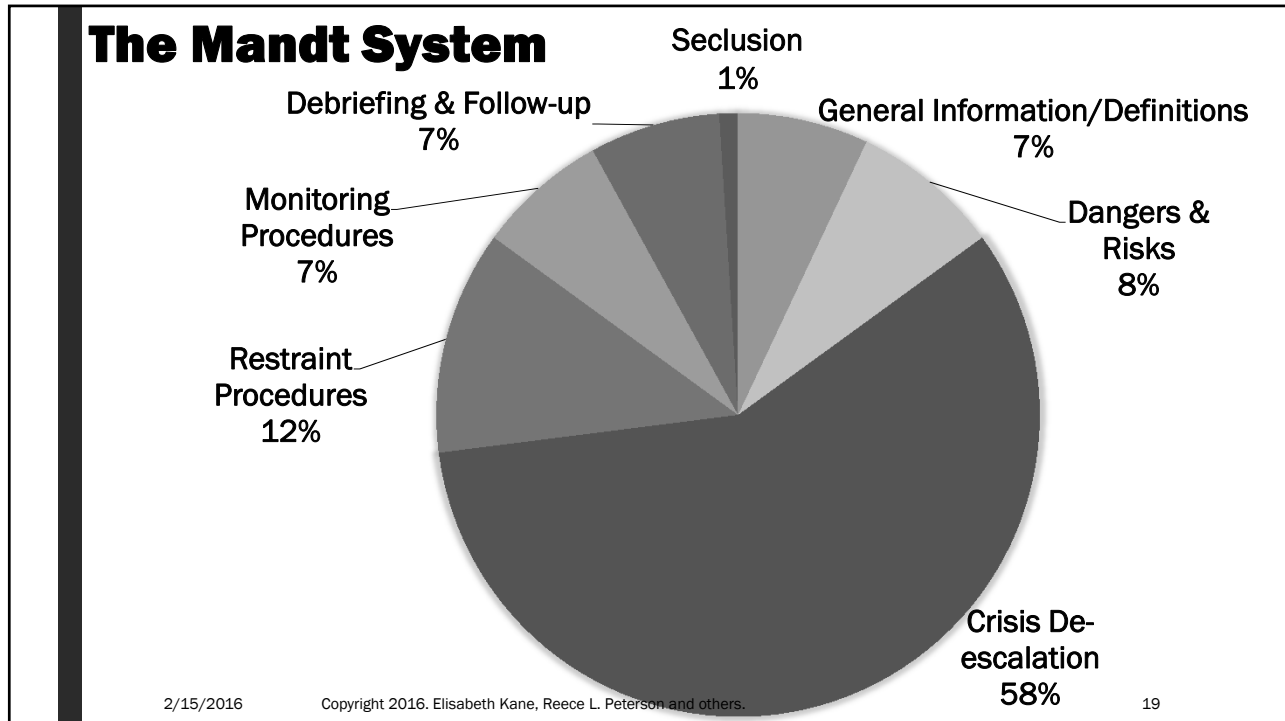
Management of Aggressive Behavior (MOAB)



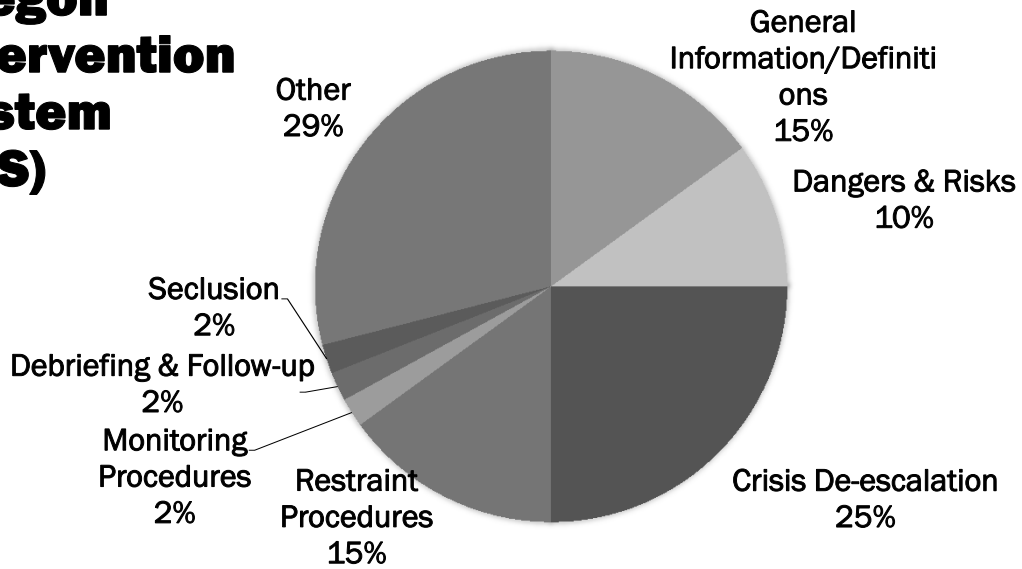
2/15/2016

Copyright 2016. Elisabeth Kane, Reece L. Peterson and others.

18



Oregon Intervention System (OIS)

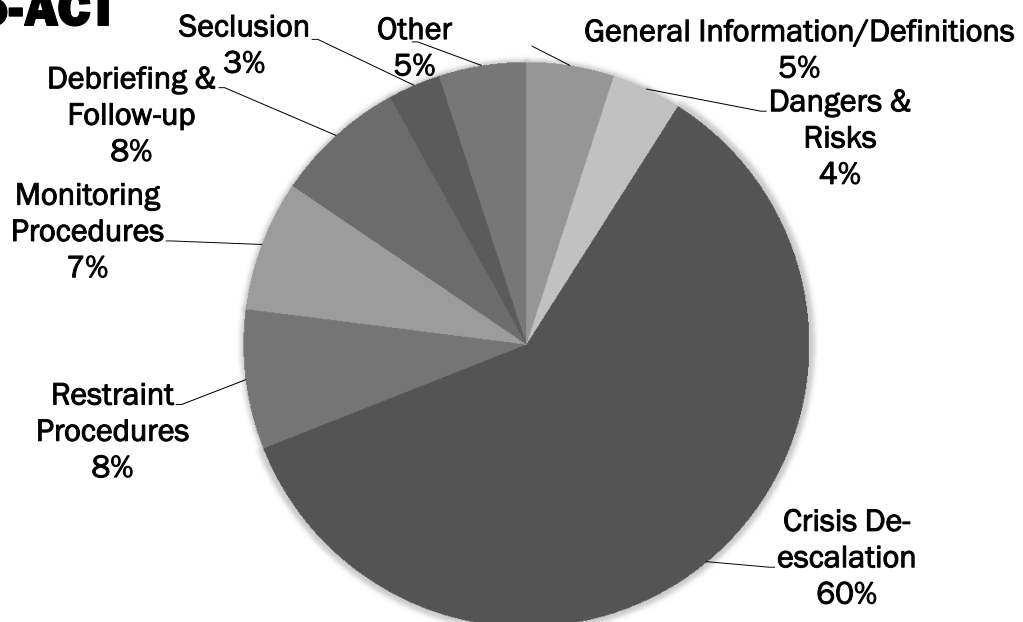


2/15/2016

Copyright 2016. Elisabeth Kane, Reece L. Peterson and others.

21

Pro-ACT

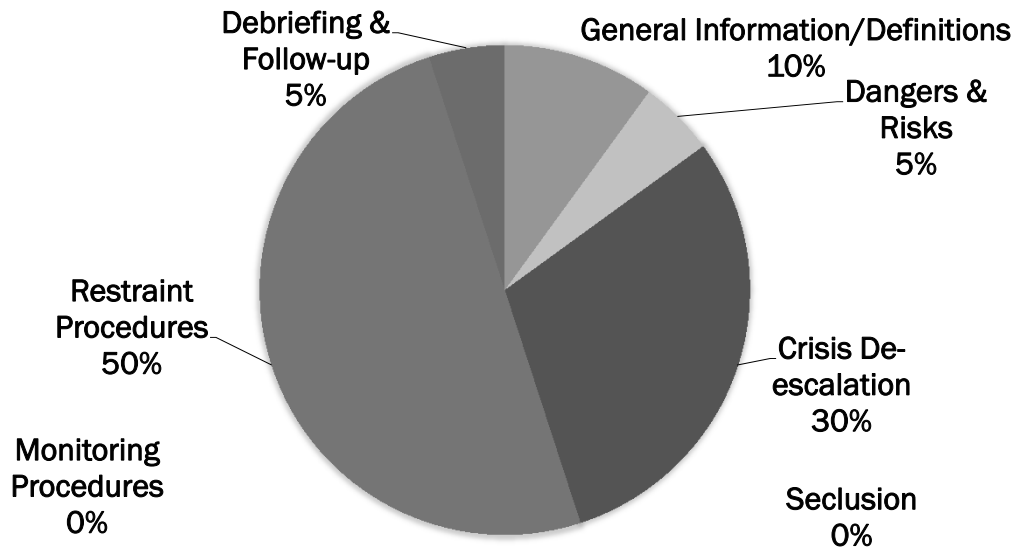


2/15/2016

Copyright 2016. Elisabeth Kane, Reece L. Peterson and others.

22

Professional Crisis Management

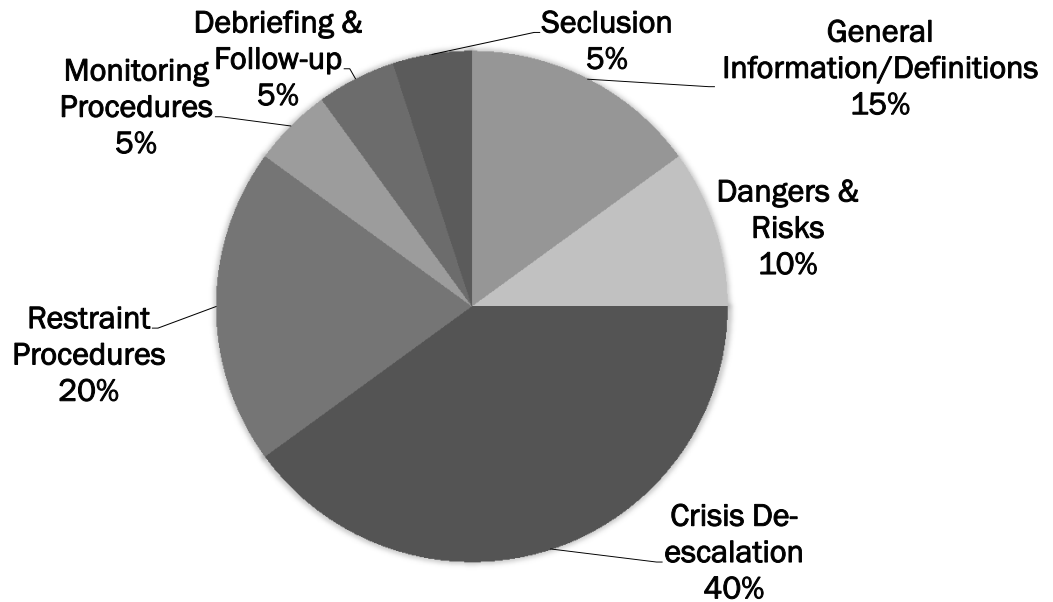


2/15/2016

Copyright 2016. Elisabeth Kane, Reece L. Peterson and others.

23

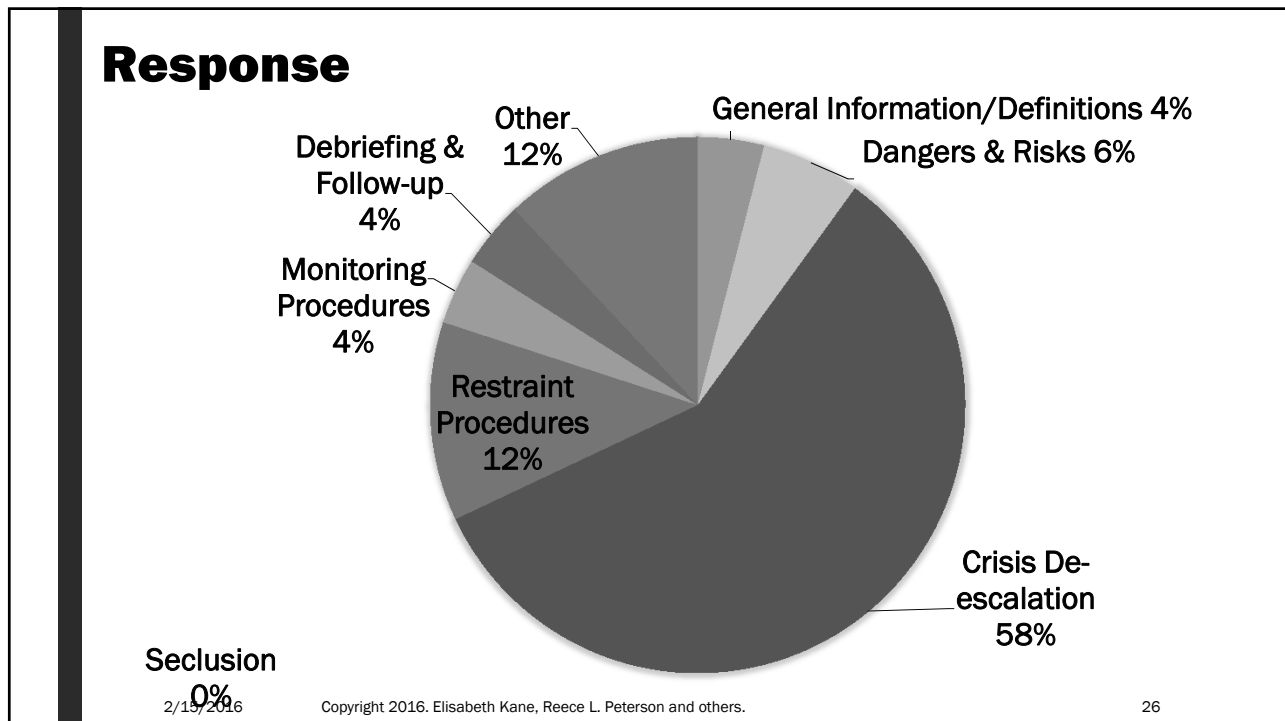
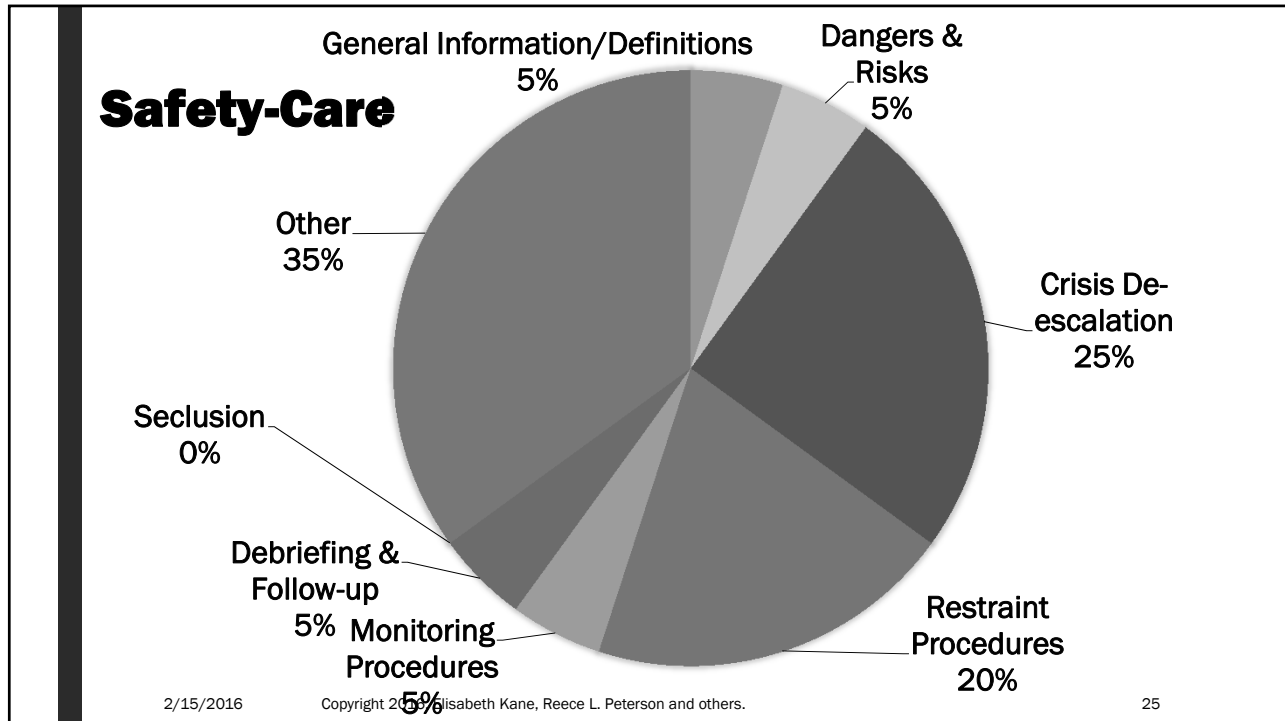
PMT



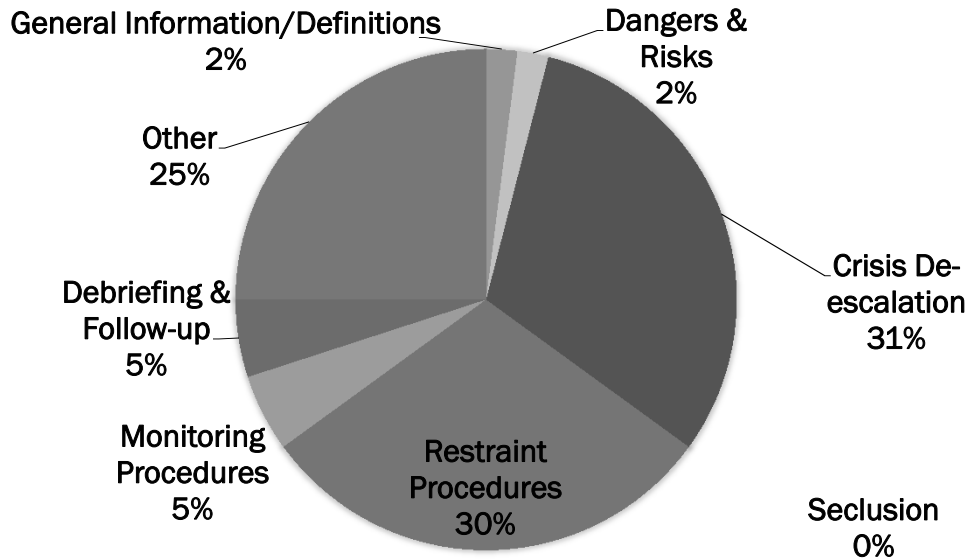
2/15/2016

Copyright 2016. Elisabeth Kane, Reece L. Peterson and others.

24



Right Response

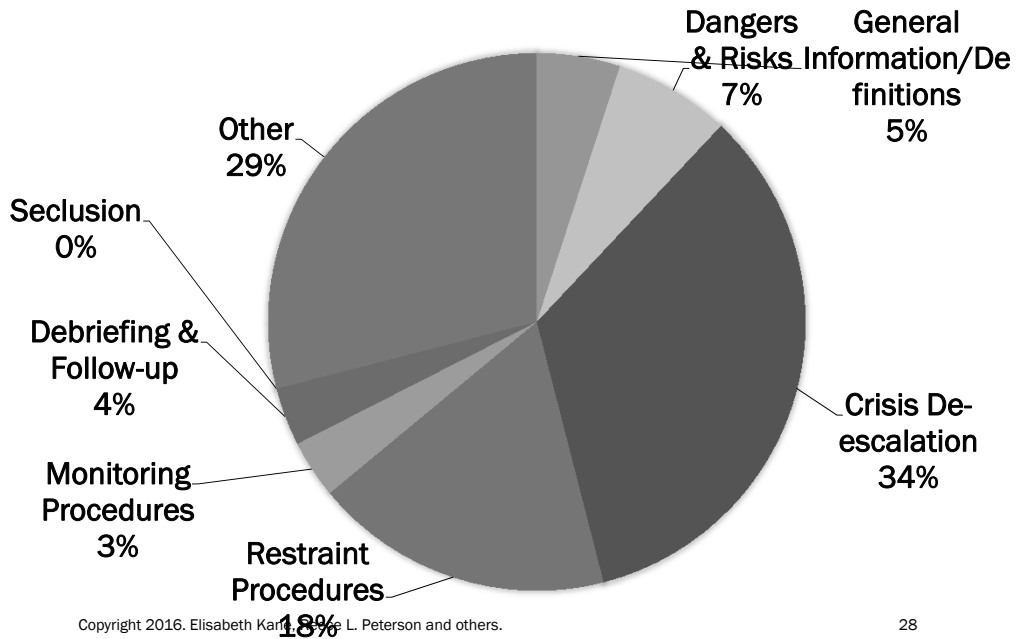


2/15/2016

Copyright 2016, Elisabeth Kane, Reece L. Peterson and others.

27

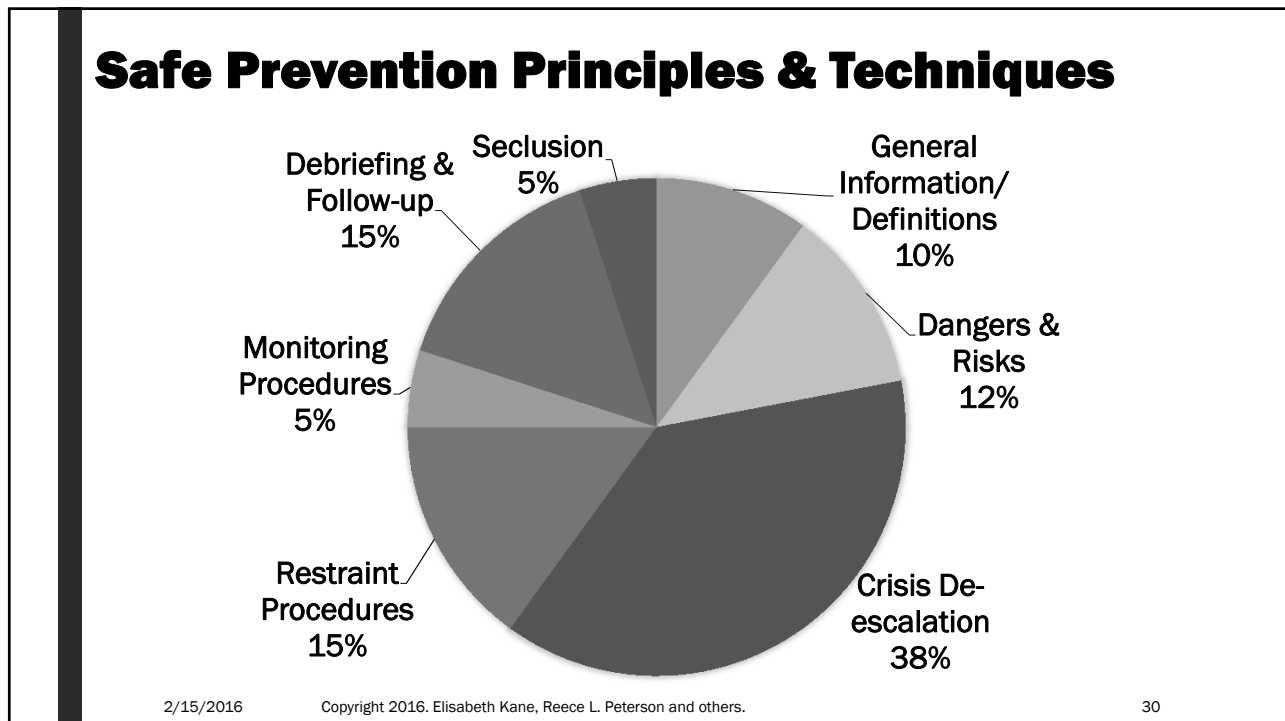
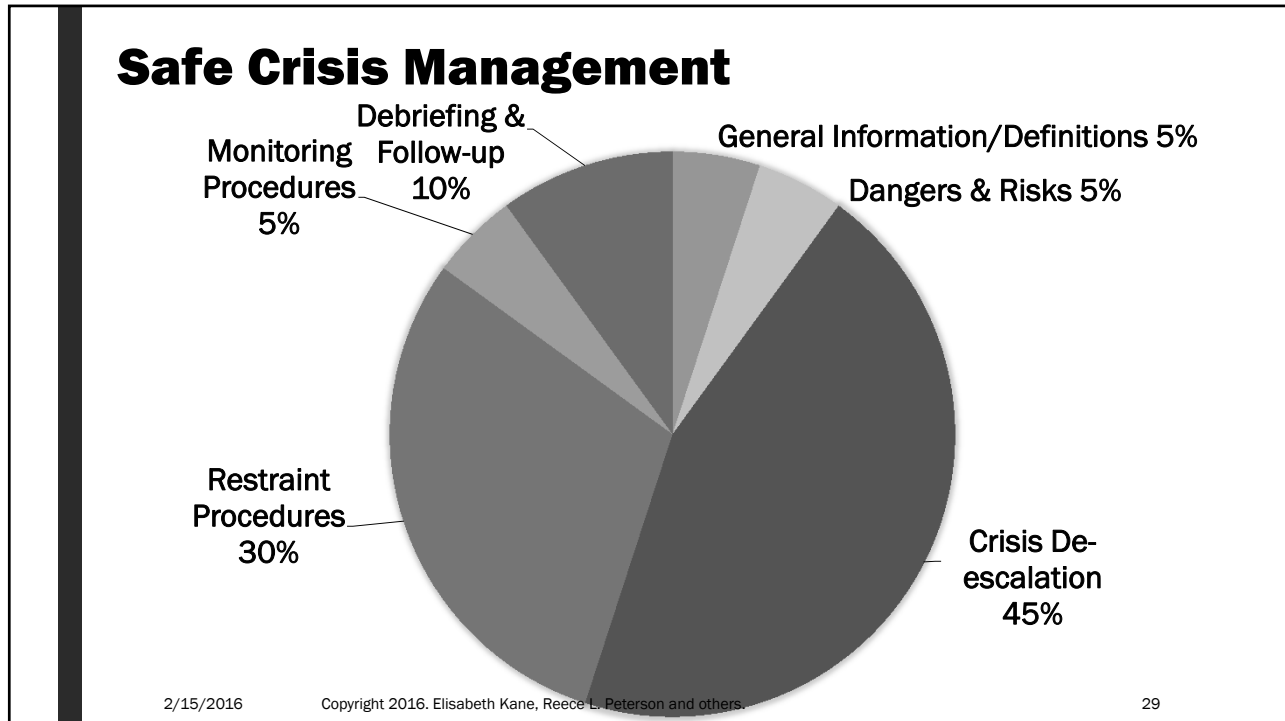
Safe & Positive Approaches

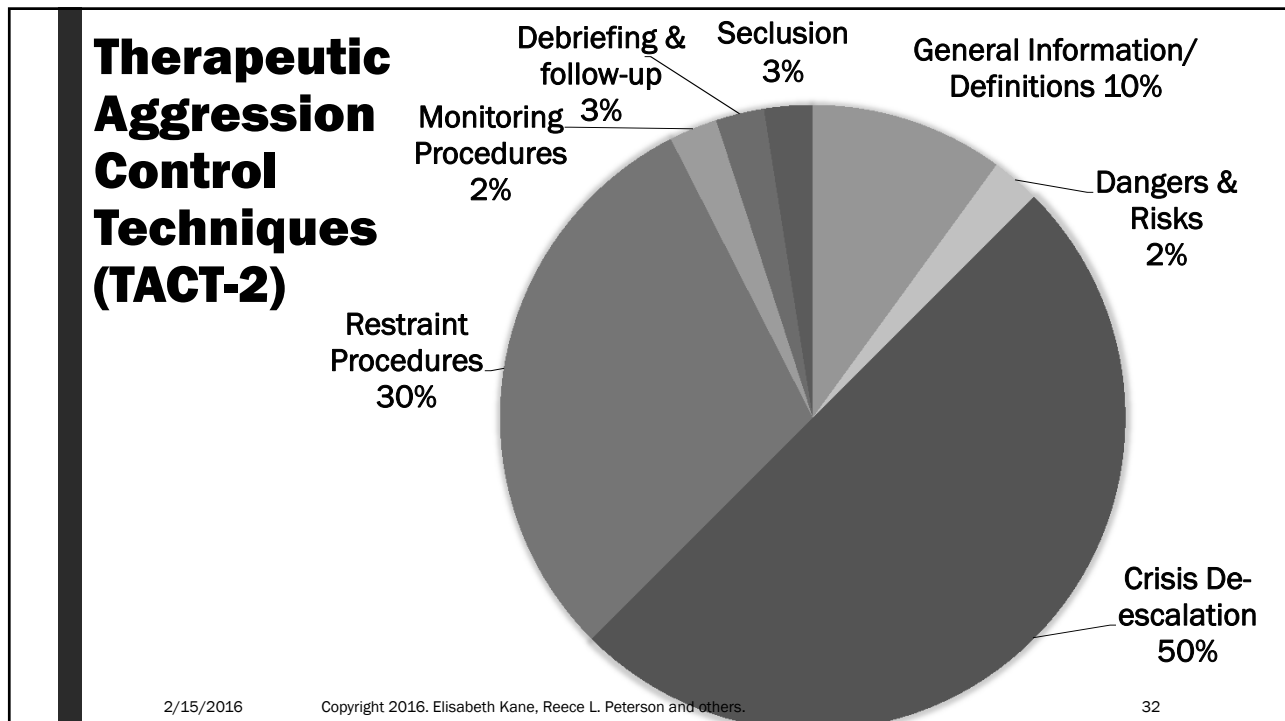
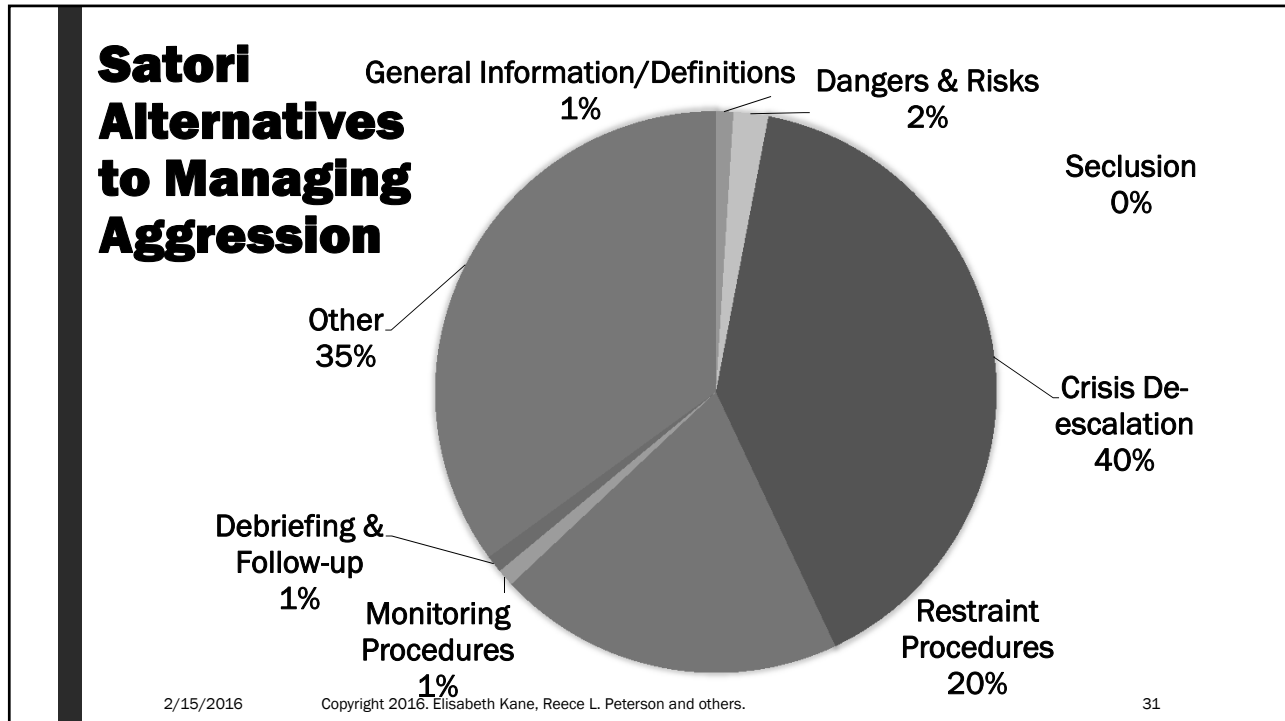


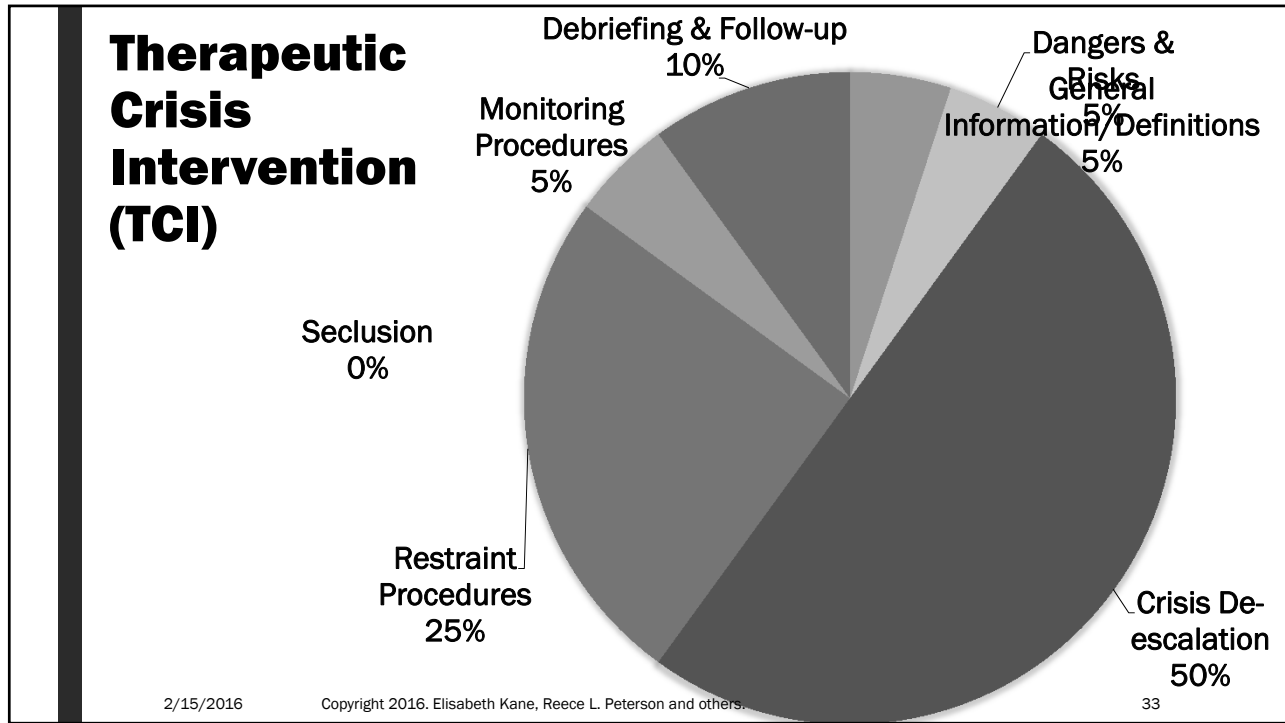
2/15/2016

Copyright 2016, Elisabeth Kane, Reece L. Peterson and others.

28







End of Preliminary Data

2/15/2016 Copyright 2016. Elisabeth Kane, Reece L. Peterson and others. 34