

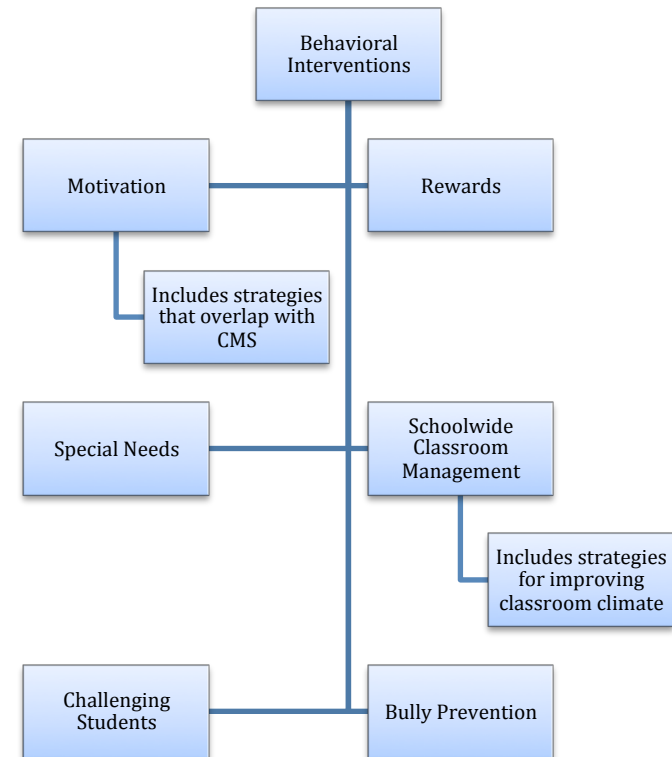
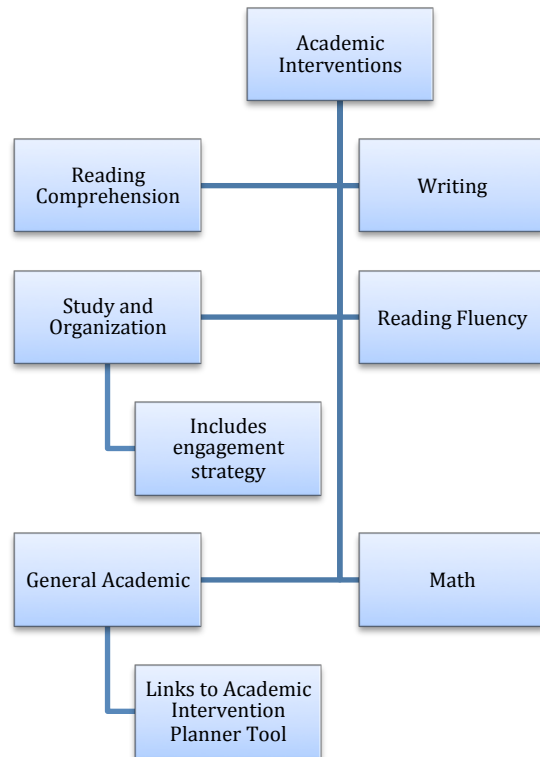
Intervention Central Website Walk-Through

The website has seven major domains across the top (excluding 'home' and 'contact'), with a set of often used tools across the right hand side.

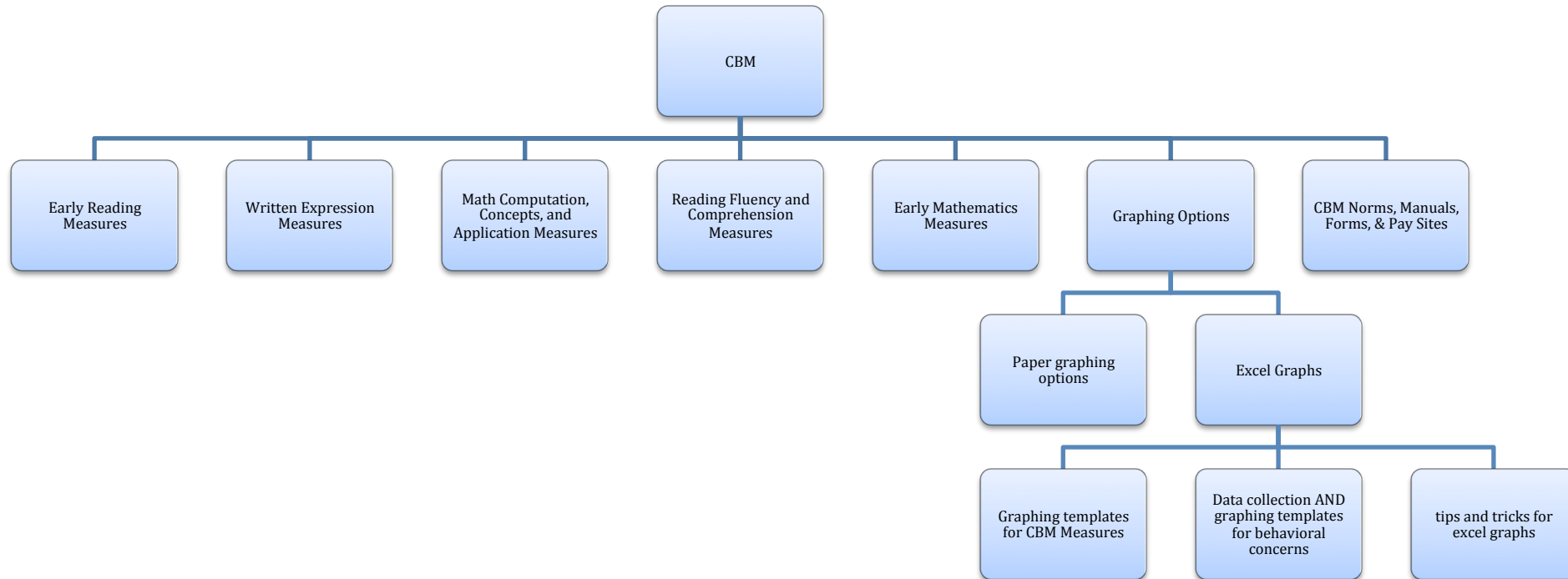
The categories are:

Academic Interventions, Behavioral Interventions, Products, Workshops, CBM, Downloads, and Blog

Here are the breakdowns of the Academic and Behavioral Interventions pages—both of which have a plethora of suggested interventions:



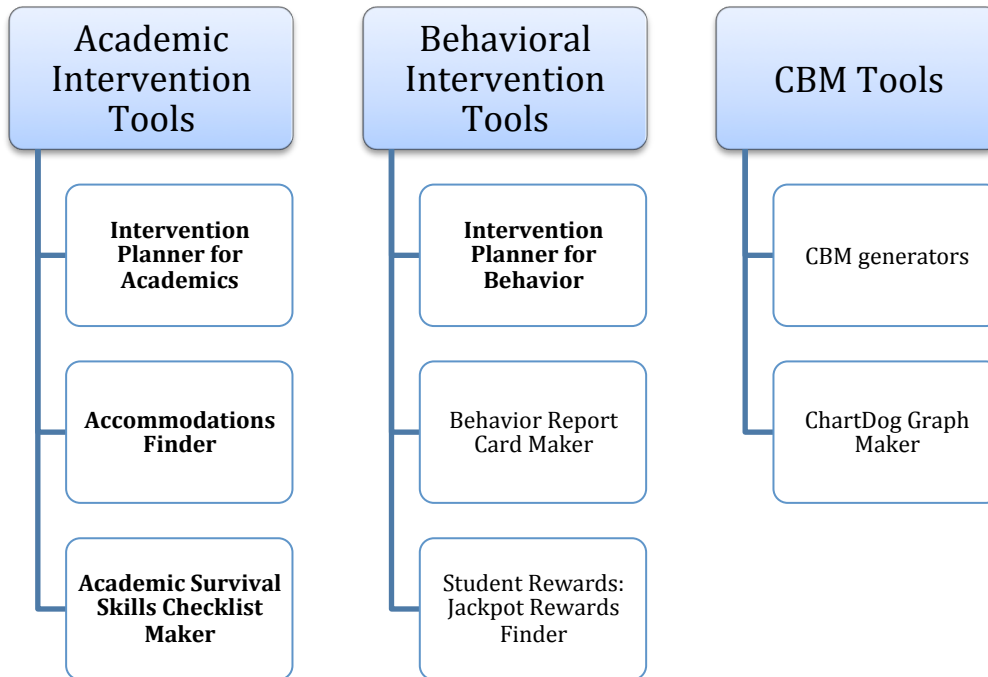
The CBM tab has the following categories, with resources within each category:



The 'downloads' page includes manuals, "movie timers" for promoting engagement, a pre-formatted behavior report card manual, strategies for school-based intervention teams, sociometrics software, and other intervention manuals

The 'blog' tab links to a regularly updated blog with tips and tricks linked to resources from both this website and external websites that are helpful for both academic and behavioral interventions in the classroom. You can follow it on twitter, facebook, or add it to your RSS feed to be notified when it is updated. However, you can search through general categories on the blog as well.

Finally, on the front page on the left are direct access links to featured tools, but here are the specific items that may be of more interest or use (items with **bold** font include a manual for use also on the bottom of the home page):



The tools lead the user through step-by-step activities designed to help identify and operationalize the problem, then match the problem to data collection measures, interventions, and appropriate reinforcement strategies. The accommodations finder is a handy tool that helps the user identify micro-strategies that would aid in reducing academic challenge or challenging student behaviors.